





**NEW!**

**ALIGN**

PLAY CUBES







About Us	1
Color Selections	4
Align™ Play Cubes	6
T2™ Play System	8
Treeline™ Play System	14
Play Components	26
Stairs & Bridges	28
Rooftops	29
Play Climbers	30
Pod Hoppers™	38
Independent Play	42
Organic Notes™ Music	48
Tot Towers™	49
Fossil Find™	49
Rock Climbers	50
Nature Nets™	56
Themed Furniture	58
Custom Splashpads	60
Product Warranty	62



**CEDAR PARK**  
FOREST LAKE, MN

[playitcreations.com](http://playitcreations.com)





## MAD SCIENTISTS OF THE PLAYGROUND

Playit Creations' team of designers and fabricators, as well as our management, has been involved with the design and installation of themed environments and commercial playground fabrication and design for over two decades.

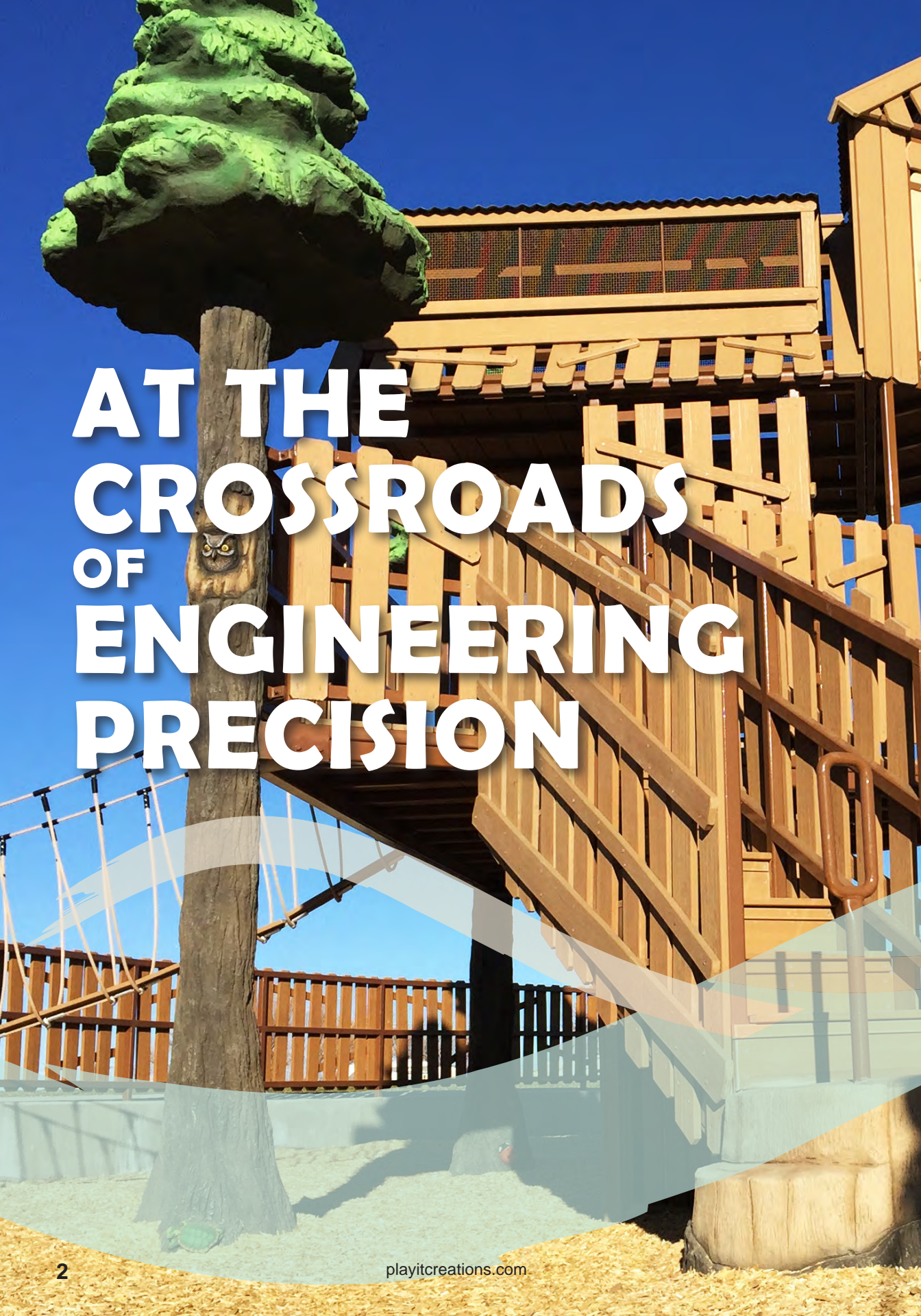
Playit Creations is a pioneering playground company dedicated to crafting imaginative and durable play structures from an array of materials including steel, Glass Fiber Reinforced Concrete (GFRC), composite and recycled plastics, paneling, rope, rubber, and more! Nestled at the intersection of innovation and play, Playit Creations combines engineering and fabrication expertise with a passion for fostering creativity and physical activity in children.

At the heart of our philosophy is the belief that play is not just about entertainment; it's a fundamental aspect of childhood development. With this in mind, each Playit playground is meticulously designed to stimulate young minds and bodies, encouraging exploration, social interaction, and physical fitness. From towering steel structures to whimsical rope bridges, or intricately carved creatures, every structure is thoughtfully engineered to be not only safe and durable but also captivating and inspiring.

The design team at Playit Creations believes that anything is possible. If it can be imagined, it can be built. We have designed and built playgrounds with everything from pirate ships to dinosaurs, fairy tale castles to tree houses - and everything in between.







# AT THE CROSSROADS OF ENGINEERING PRECISION



A photograph of a playground with a large yellow slide, a wooden tree structure with a butterfly, and a rope bridge in the background. The ground is covered in wood chips.


# AND FANTASY

CLEAR CREEK VALLEY PARK  
DENVER, CO





## METALS



## SLIDES



## NETS

\*Black and Tan are standard. More colors available as a special request.





STANDARD COLOR SCHEMES



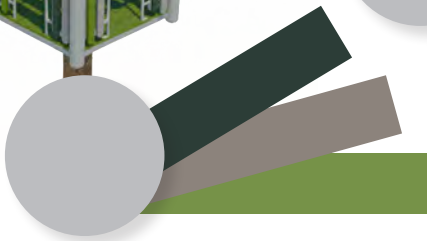
Cedar




Meadow



Moss



Reef





# NEW!

# ALIGN™

PLAY CUBES

ALIGN™ PLAY CUBES  
STACKABLE PLAYGROUND EQUIPMENT





## ALIGN™ CUBE 03

The **Align 03** mesh cube offers a sky-high experience with a functional telescope to complete the skyscraper observation deck experience. Fully meshed walls and ceiling create a safe, elevated experience. Able to connect multiple play events, such as a slide, net tunnel and more!

## ALIGN™ CUBE 02

The **Align 02** cube comes with wide-slatted walls and multiple points of play. Attach a fireman pole, net climbers, vine climbers, etc. Includes a balcony space with safety railing and an opportunity for an internal net tunnel to climb up from lower elevations.

## ALIGN™ CUBE 01

The **Align 01** base cube offers an amazing amount of flexibility for climbing, small scale sliding, built in rock walls and so much more! Add an internal climber to access the cube above or customize with sensory play panels for a more tactile experience. Comes with narrow slatted deck walls.

### Why Stop Here?!

As a company that specializes in custom experiences and products, we encourage you to create your own unique **Align Play Cubes!** Looking for a cantilevered balcony? An attachment to a ropes course? No problem! Call us to speak with one of our highly creative designers. We will make your **Align Play Cube** system work perfect for your site.



# INTRODUCING



**T2™ PLAY SYSTEM**  
PLAYGROUND EQUIPMENT





## MODULAR PLAY SYSTEM

- A Full Spectrum Of Vibrant Color Options!
- A Wide Array Of Climber And Play Materials!
- 5" Powder Coated Posts!
- Multicomponent Design Allows Customers To Easily Design Their Own Multi-Media Playgrounds!
- Smart Engineering And Purposefully Designed Functionality Help Keep Prices Affordable.
- Products Showcase Playit Creations' Hand-Sculpted Forms And Finishes.
- Railings, Barriers And Rooftops Are Finished With Composite Wood Planks To Enhance The Natural Appeal Of The Equipment.







## T2-201

Ages: 2-12  
 ADA Accessible: Yes  
 Fall Height: 48" (1.22m)  
 Required Space: 43'-9" X  
 26'-9" (13.3m X 8.2m)

## T2-202

Ages: 2-5  
 ADA Accessible: Yes  
 Fall Height: 40" (1.02m)  
 Required Space: 31'-9" X  
 28'-3" (9.68m X 8.61m)




## T2-203

Ages: 2-12  
 ADA Accessible: Yes  
 Fall Height: 56" (1.42m)  
 Required Space: 26'-  
 11" X 43'-9" (8.20m X  
 13.33m)








## T2-204


Ages: 5-12  
 ADA Accessible: Yes  
 Fall Height: 64" (1.63m)  
 Required Space: 36'-5" X  
 37'-9" (11.1m X 11.5m)



## T2-205

Ages: 2-12  
 ADA Accessible: Yes  
 Fall Height: 64" (1.63m)  
 Required Space: 26'-11" X 43'-9"  
 (8.20m X 13.33m)





## T2-206


Ages: 2-12  
 ADA Accessible: Yes  
 Fall Height: 64" (1.63m)  
 Required Space: 43'-9" X  
 26'-9" (13.3m X 8.15m)

## T2-207

Ages: 2-12  
 ADA Accessible: Yes  
 Fall Height: 64" (1.62m)  
 Required Space: 38'-  
 10" X 38'-2" (11.82m X  
 11.63m)







## T2-208

Ages: 2-12  
 ADA Accessible: Yes  
 Fall Height: 60" (1.52m)  
 Required Space: 55'-2" X  
 53'-0" (16.8m X 16.15m)

## What's New with



### More Play, More Materials


GFRC is a creatively flexible and dynamic material that allows for maximum customization; however, the added weight, size and cost of the product can restrict its ability to be used in every situation. Our new, cost-effective climbers are made from a variety of materials, allowing the end user more flexibility in their budget. This also has the added benefit of reducing the overall weight of the system, allowing for easier installation and more play per dollar!

### Expanded Colors

Colorful recycled plastic decking offers an aesthetic advantage when the goal is a more vibrant, eye-catching play environment. Whereas traditional neutral or brown-tone colors are great at blending into the surrounding area, our new bright color schemes engage children and create visually striking outdoor spaces.

### Superior Coatings

Powder coating offers several benefits, including increased durability, a smooth and even finish, and resistance to corrosion, scratches and fading. Powder coating is highly resistant to weather elements, making it an ideal choice for outdoor applications, where long-lasting protection is essential.












# TREELINE™

- Multicomponent Design Allows Customers To Easily Create Their Own Treehouse Playgrounds!
- Smart Engineering And Purposefully Designed Functionality Help To Keep Prices Affordable.
- Products Still Showcase Hand-Sculpted Forms And Finishes.
- Hand Airbrushed Painting On Every Product Means Every Piece That Leaves Our Factory Is One-Of-A-Kind!
- Railings, Barriers And Rooftops Are Finished With Composite Wood Planks To Enhance The Natural Appeal Of The Equipment.





## TL-101

Ages: 2-12  
 ADA Accessible: Yes  
 Fall Height: 48" (1.22m)  
 Required Space: 24'-10" X 25'-8"  
 (7.57m X 7.81m)



## TL-102

Ages: 2-12  
 ADA Accessible: Yes  
 Fall Height: 40" (1.02m)  
 Required Space: 30'-1" X  
 22'-11" (9.17m X 7.0m)



## TL-103

Ages: 2-12  
 ADA Accessible: Yes  
 Fall Height: 48" (1.22m)  
 Required Space: 28'-  
 10" X 24'-0" (8.79m X  
 7.31m)





## TL-104

Ages: 2-12  
 ADA Accessible: No  
 Fall Height: 48" (1.22m)  
 Required Space: 24'-8" X 33'-7" (7.51m X 10.24m)

## TL-105

Ages: 2-12  
 ADA Accessible: Yes  
 Fall Height: 48" (1.22m)  
 Required Space: 26'-4" X 43'-11" (7.50m X 13.38m)



## TL-106

Ages: 2-12  
 ADA Accessible: Yes  
 Fall Height: 48" (1.22m)  
 Required Space: 28'-0" X 33'-7" (8.52m X 10.24m)





### TL-107

Ages: 2-12  
 ADA Accessible: Yes  
 Fall Height: 48" (1.22m)  
 Required Space: 23'-9" X 32'-11" (7.25m X 10.04m)



### TL-108

Ages: 2-12  
 ADA Accessible: Yes  
 Fall Height: 48" (1.22m)  
 Required Space: 37'-2" X 25'-4" (11.33m X 7.73m)

### TL-109

Ages: 2-12  
 ADA Accessible: Yes  
 Fall Height: 48" (1.22m)  
 Required Space: 31'-1" X 38'-5" (9.47m X 11.71m)





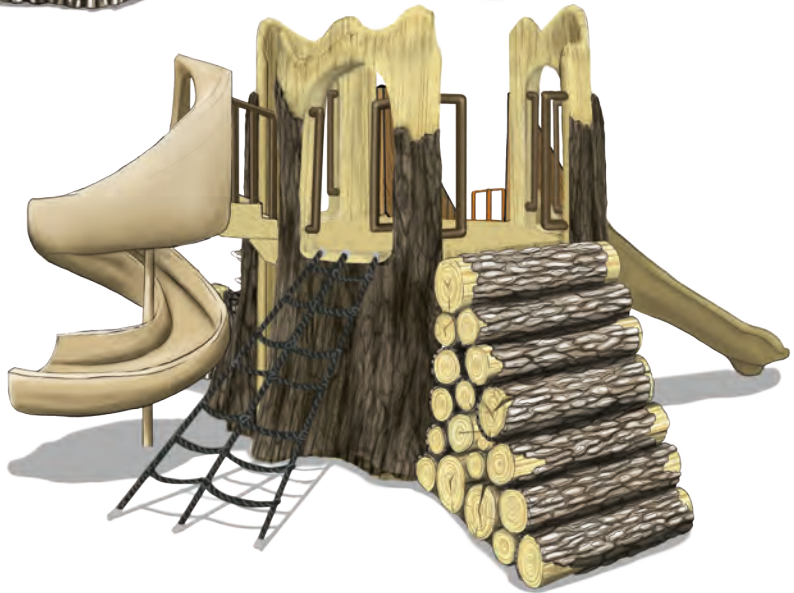
## TL-110

Ages: 2-12  
 ADA Accessible: Yes  
 Fall Height: 48" (1.22m)  
 Required Space: 30'-10" X 40'-7" (9.4m X 12.36m)



## TL-111

Ages: 5-12  
 ADA Accessible: Yes  
 Fall Height: 64" (1.63m)  
 Required Space: 29'-3" X 35'-0" (8.93m X 10.68m)



## TL-112

Ages: 2-12  
 ADA Accessible: Yes  
 Fall Height: 48" (1.22m)  
 Required Space: 34'-9" X 31'-6" (10.59m X 9.59m)



## TL-121

Ages: 2-12  
 ADA Accessible: Yes  
 Fall Height: 48" (1.22m)  
 Required Space: 28'-3" X  
 41'-11" (8.62m X 12.78m)



## TL-122

Ages: 2-12  
 ADA Accessible: Yes  
 Fall Height: 64" (1.63m)  
 Required Space: 25'-  
 11" X 37'-6" (11.43m X  
 7.89m)



## TL-136

Ages: 2-12  
 ADA Accessible: Yes  
 Fall Height: 72" (1.83m)  
 Required Space: 43'-  
 11" X 37'-1" (13.39m X  
 11.3m)







## TL-140

Ages: 5-12  
 ADA Accessible: Yes  
 Fall Height: 96" (2.44m)  
 Required Space: 31'-2" X 34'-0"  
 (9.49m X 10.36m)



## TL-137

Ages: 5-12  
 ADA Accessible: Yes  
 Fall Height: 72" (1.83m)  
 Required Space: 27'-8" X 36'-1"  
 (8.43m X 11.0m)




## Start Here!

Play Towers are the first step to building your perfect play space. Choose the look of your playground starting with the options below!



### Forest Tree Tower

Decks are positioned high up in the treetops in this Play Tower unit. Split deck heights are set at 8" increments, spanning from 2' to 12' in height.



### Single Post Treehouse

Play tower comes with a "hodge-podge" treehouse look with composite wood rails set atop a single tree stump with realistic log and bark textures. 2'-6' deck heights







### Square Log Slice Tower

Adjustable top deck spanning from 3' to 6' with an under-deck tunnel that allows for ground level play. Realistic log and bark textures with four spaces to add play events.



### Hex Log Slice Tower

Enlarged play tower comes with an adjustable top deck spanning from 3' to 6'. Under-deck tunnel allows for a multitude of ground level play. Realistic log and bark textures with six spaces to include your choice of play events!





# TREE WALK™ VILLAGE TOWER



## Tree Walk™ Village Tower

Select our Tree Walk™ Village Towers for a treetop experience like no other.

Ascend to the the elevated overlook using the internal tree trunk climber or the various climbers attached to the hexagonal, wrap around deck.





CUSTOM PLAY TOWERS







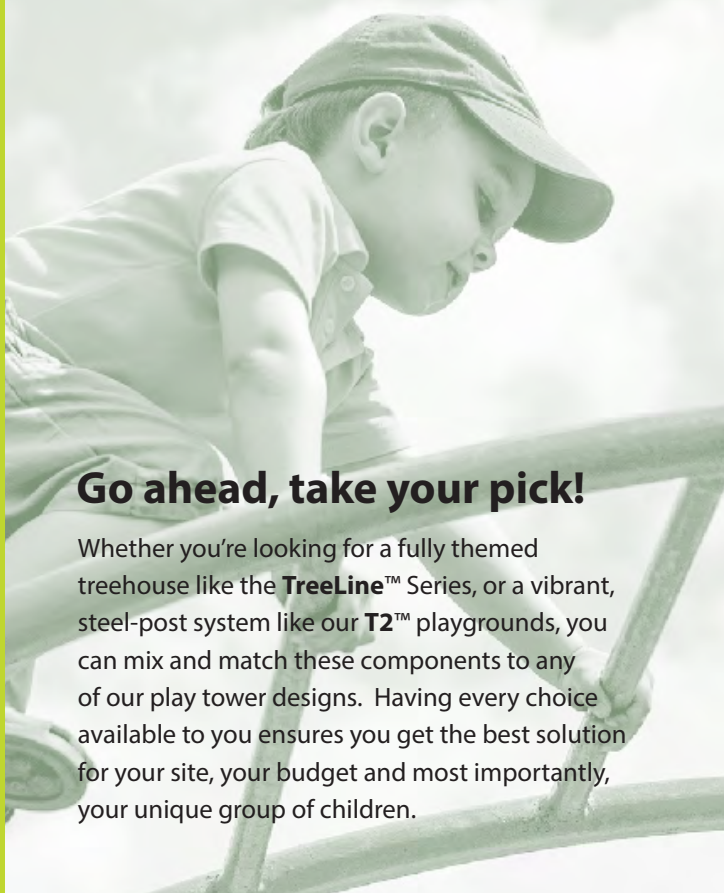
EDINA AQUATIC CENTER  
EDINA, MN







# PLAY COMPONENTS



## Go ahead, take your pick!

Whether you're looking for a fully themed treehouse like the **TreeLine™** Series, or a vibrant, steel-post system like our **T2™** playgrounds, you can mix and match these components to any of our play tower designs. Having every choice available to you ensures you get the best solution for your site, your budget and most importantly, your unique group of children.







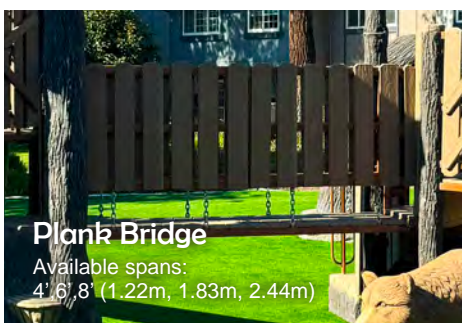
## TreeLine™ Stairs

Provides easy access to and from decks of different heights.  
Available spans: 24"- 48"  
(.60m-1.22m)



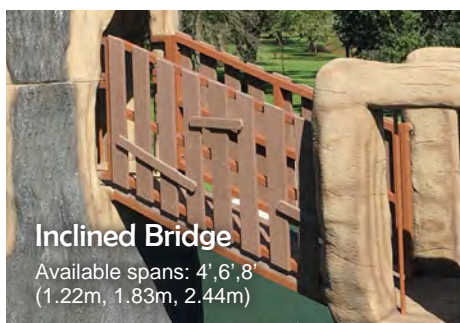
## ADA Transfer Station

Allows for an accessible path to elevated play features.  
Available heights: 24"- 48"  
(.60m-1.22m)



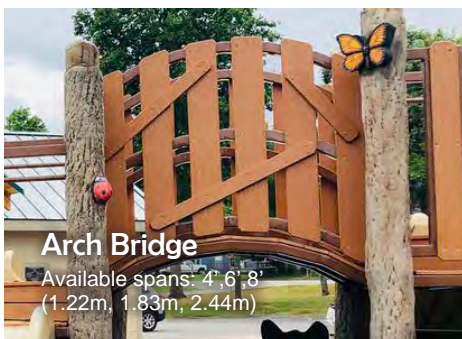
## Plank Bridge

Available spans:  
4', 6', 8' (1.22m, 1.83m, 2.44m)



## Inclined Bridge

Available spans: 4', 6', 8'  
(1.22m, 1.83m, 2.44m)

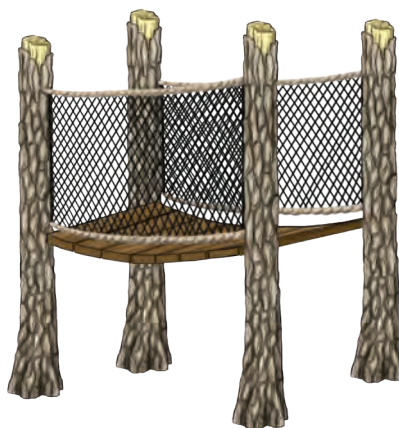


## Arch Bridge

Available spans: 4', 6', 8'  
(1.22m, 1.83m, 2.44m)


## Steady Bridge

Bouncy, wobbly bridge provides a fun walk from decks of same or differing heights.  
Available spans: 4', 6', 8'  
(1.22m, 1.83m, 2.44m)



## 3-Sided and 4-Sided Cable Bridges

Provides easy access to and from decks of the same or differing heights.  
Available spans: 4', 6', 8'  
(1.22m, 1.83m, 2.44m)







Corrugated Rooftop



TreeLine™ Plank Rooftop



Pine Top



Planked Sun Shield



### V-Cable Bridge

Provides easy access to and from decks of the same or differing heights.

Available spans:  
24"-48" (.60m-1.22m)





## Inclined Ramp Climber

Features composite wood planks along a composite ramped base.  
For deck heights: 2'-8" (.60m-1.83m)

## Log Ladder

Log themed ladder is a fun tree-themed climb to the deck.  
For deck heights: 2'-10" (.60m-3.05m)



## Steady Ladder

A fun, challenging plank ladder for children aged 5-12. Single rope attachment adds extra movement.  
For deck heights: 2'-10" (.60m-3.05m)



## Clatter Ladder

A plank style climbing ladder with double rope attachment providing limited movement.  
For deck heights: 2'-8" (.60m-1.83m)



## Mama Bear Climber

Hand sculpted, airbrushed bear family features mama bear and cub.  
For 4' (1.22m) deck heights



## Pine Peak Climber

Hand sculpted, airbrushed tree and bark textures.  
For 2'-6" (.60m-1.83m) deck heights



### Spiral Stump Climber

This unique climbing tower comes with integrated spiraling fungus shelves and realistic log and bark textures. Landing platforms span from 2' - 5' (.60m-1.52m)



### Prairie Grass

Grass and rock climber is hand sculpted and airbrushed. For 2' (.60m) deck heights



### Log Stack


Horizontally stacked logs are hand sculpted and airbrushed. For 2' and 6' (.60m and 1.83m) deck heights



### PLAY CLIMBERS


### Chopped Log Climber

Hand sculpted, airbrushed log climber provides an easy climb to the deck. For 2'-4' (.60m-1.22m) deck heights



### Burled Stump Climber

Features a hollowed out stump appearance with multiple holes and tunnels for exploring. For 6' (1.83m) deck heights



### Raccoon Family Climber

Raccoon family is hand sculpted and airbrushed with strategically placed hand/foot placement. For 4' (1.22) deck heights





NEW




**Knobby Pipe Climber**

For deck heights: 2'-5'  
(.60m-1.52m)



**Wavy Pipe Climber**

For deck heights: 3'-8'  
(.91m-2.44m)



**HDPE Leaf Climber**

For deck heights: 2'-8'  
(.60m-2.44m)



**Helix Pipe Climber**

For deck heights: 2'-5'  
(.60m-1.52m)



**Flat Mat Climber**

For deck heights: 3'-8'  
(.91m-2.44m)




**Plank and Pipe Climber**

For deck heights: 2'-8'  
(.60m-2.44m)



**Sidestep Wall Climber**

Multi-section climber.  
Compatible with various deck heights.



**Vertical Vine Trek**

Steel and net climber that allows for traversing deck to deck. For deck heights: 2'-6' (.60m - 1.83m)



## Standing Logs

Log-themed climber with hand sculpted, airbrushed finish.  
For deck heights: 2'-6' (.60m-1.83m)



## Half Log Step Climber

Log themed climber with integrated finger maze wall on the under-deck side.  
For deck heights: 2' - 6' (.60m-1.83m)



## Log Chip Tunnel Climber

Log-themed climber with built-in tunnel and hand holds.  
For deck heights: 2' and 6' (.60m and 1.83m)



## Sliced Quarter Climber

A log-slice style climber.  
For deck heights: 3'- 8' (.91m-2.41m)



## Sliced Semi Arch

Arched log-themed climber.  
For deck heights: 3'-8' (.91m-2.41m)



## Vine Leaf Climber

Vine-themed climber with Spiraling leaf steps.  
For deck heights: 3'-8' (.91m-2.41m)



## Sliced Chip Climber

Log climber with integrated foot/hand ledges.  
For deck heights: 3'-8' (.91m-2.41m)



## PLAY CLIMBERS



Ladybug Leaf



Frog Climber

A wide selection of our play climbers may be placed adjacent to a **playground deck**, included on your site as a **stand alone climber**, or you may attach a rope connection to create a **continuous play section**... you have options.

### Butterfly Life Cycle







Fungus Trunk Climber



Furry Feet Climber



Tiered Wave Climber



Dairy Cow Climber



Coral Reef Climber



Tricera-Climb



Tunnel Stump





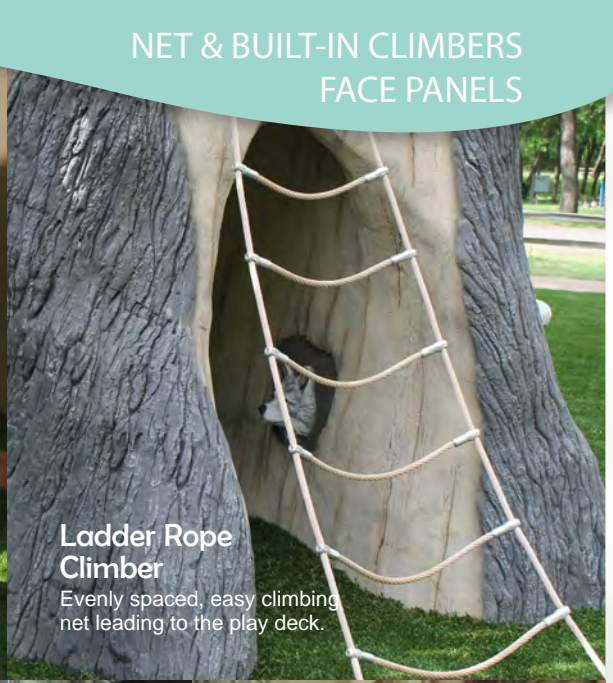


## NET & BUILT-IN CLIMBERS FACE PANELS



### Crew Net Climber

Evenly spaced, tapered climbing net leading to the play deck.



### Ladder Rope Climber

Evenly spaced, easy climbing net leading to the play deck.



### Integrated Plank Steps

Hand sculpted, airbrushed wooden planks provides an easy vertical climb to the deck.



### Integrated Fungus Step

Hand sculpted, airbrushed fungus shelves or mushroom caps integrated into the play piece to create a custom climbing path.



### Integrated Stump Steps

Custom to the type of species selected, sculptors will integrate a one-of-a-kind, stump-themed climbing solution into your piece.

### Wolf

Mask Panel



### Rabbit

Mask Panel




### Bear

Mask Panel



### Friendly Face Panels

Peek Through Graphic Mask Panels






**Pine Cone Pods**  
Heights: 8", 16", 24"  
(.20m, .40m, .60m)



**Lily Pad Pods**  
Heights: 8", 16", 24"  
(.20m, .40m, .60m)



**Jellyfish Pods**  
Heights: 12", 20", 28"  
(.30m, .51m, .71m)



**Toad Stools**  
Heights: 12", 20", 28"  
(.30m, .51m, .71m)



**Log Steps**  
Heights: 12", 20", 28", 36"  
(.30m, .51m, .71m, .91m)



**Sea Turtle Steps**  
Height: 8" (.30m)



**Ladybug Steps**  
Heights: 8"-24"  
(.20m-.60m)



**Seashell Steps**  
Heights: 12", 20", 28"  
(.30m, .51m, .71m)



**Acorn Pods**  
Heights: 8", 16", 24"  
(.20m, .41m, .61m)



**Slice Steps**  
Heights: 8"-24"  
(.20m-.60m)



**Rock Steps**  
Heights: 12", 24", 36"  
(.30m, .61m, .91m)







**Log Chips**  
Heights: 8" (.20m)



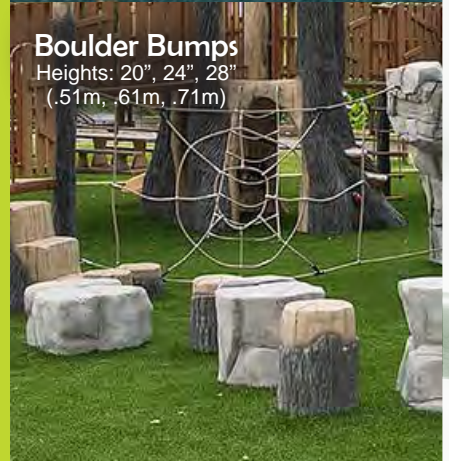
**Fossil Pods**  
Heights: 12", 20", 28", 36"  
(.30m, .51m, .71m, .91m)



**Stone Chips**  
Heights: 8", 12", 16"  
(.20m, .30m, .41m)



**Monkey Knot**  
Under deck play event helps to promote upper body and grip strength



**Boulder Bumps**  
Heights: 20", 24", 28"  
(.51m, .61m, .71m)



**Market Panel**  
Can be customized to include any storefront label.



**Poly Pods**  
Various Custom Options Available



## EDUCATIONAL PANELS

\*samples shown, more available



## ACTIVITY PANELS

\*samples shown, more available





VARIOUS SLIDE OPTIONS





# INDEPENDENT PLAY EQUIPMENT

STANDALONE PLAYGROUND PRODUCTS








# INDEPENDENT PLAY

**Independent Play** pieces are the peak in playground flexibility. With the opportunity to pick and choose a variety of different sizes, themes, and customization options, your park or play site will surely be a unique place for children and families to explore and play together.





## INDEPENDENT PLAY



Beaver Hut



Howling Wolf



Log Tunnel



Leaf Tunnel



Honeybee Flower



Leaning Tree Rings



Leaning Log



Beached Ship





Dinosaur Trio



Fallen Branch



Inclined Log Beam



Branch Beam



Hollow Log




Fallen Steady Log



## INDEPENDENT PLAY



Cattail Spinner



Full Steady Log



Spider Web



ADA Log Tunnel



Overhead Rungs



ADA Ground Log Slide



# INDEPENDENT PLAY HIGH PINE



Tree Post Swings



T-Swing



ADA Dino Fossil Table

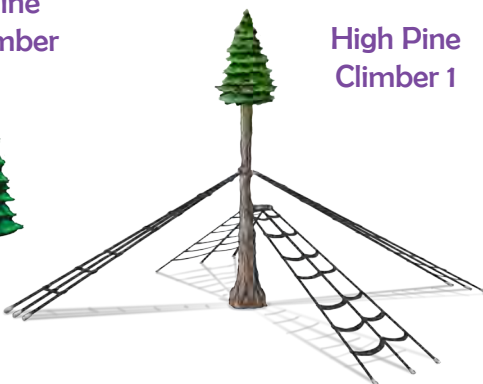


Leaning Log Slide

High Pine  
Post Climber



High Pine  
Climber 1



High Pine  
Climber 2



High Pine  
Climber 3



## Mix N Match!

Our High Pine tree and net climbers can be rearranged, combined, and customized to create a single climbing experience or a continuous rope challenge course!





**Organic Notes -  
Trash Gong**  
H60" L30" W60"



**Organic Notes -  
Washboard**  
H60" L24" W60"



**Organic Notes - Arched**  
H72" L18" W120"

**Organic Notes -  
Pot Percussion**  
H60" L24" W60"



### Make a Joyful Noise!

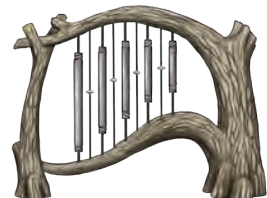
Encourage children to make music the natural way! Using everyday objects that have musical qualities, a child's natural tendency will be to use these "organic instruments" to produce sounds and beats all their own. All the fun, with no fine tuning required!



**Organic Notes - Standing**  
H72" L18" W120"



**Organic Notes - Bells**  
H60" L24" W60"



**Organic Notes - Pipes**  
H60" L24" W60"





**Dinosaur Skull**  
H6" L30" W30"



**Raptor Ribcage**  
H6" L48" W48"



**Starfish Fossils**  
H6" L30" W30"




**Dino Skeleton**  
H6" L42" W144"



**Scattered Shells**  
H6" L30" W30"



**Crinoid Beach Fossils**  
H6" L48" W48"



**Pterodactyl Eggs**  
H6" L30" W30"



**Fish Fossil**  
H6" L24" W24"



**Tricera-Spine**  
H6" L24" W40"



**Stump Hut**



**Tree N Root Tower**



**Fun-Guy Village**

# TOT TOWERS™

Small play towers for small explorers! Our highly tactile **Tot Towers™** are made with kiddos under the age of 2 in mind. With easy ways to climb, scoot, peek and investigate, these towers will keep your littles coming back again and again to uncover more fun!



CLASSIC ROCK



Classic Rock - 013



Classic Rock - 010




Classic Rock - 011



Classic Rock - 012




Classic Rock - 014



Classic Rock - 016



Classic Rock - 018



Classic Rock - 019



## CLASSIC ROCK



Classic Rock - 023



Classic Rock - 022



Classic Rock - 025



Classic Rock - 028



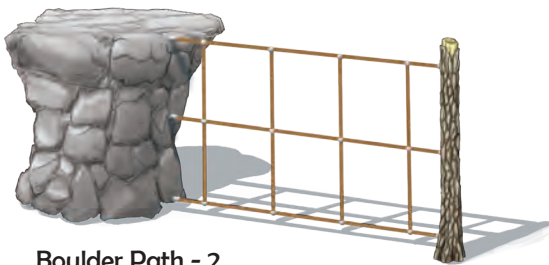
Classic Rock - 030



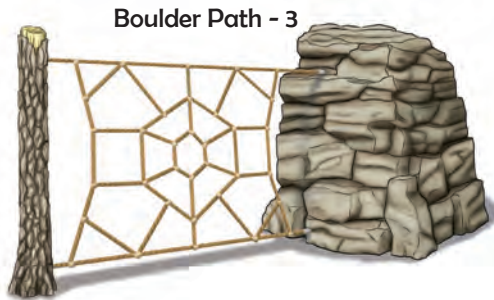
BOULDER PATH



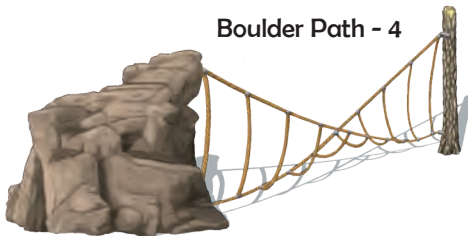
Boulder Path - 1



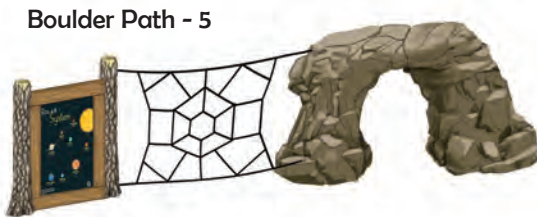
Boulder Path - 2



Boulder Path - 3




Boulder Path - 4



Boulder Path - 5



Rock N Rope - 210

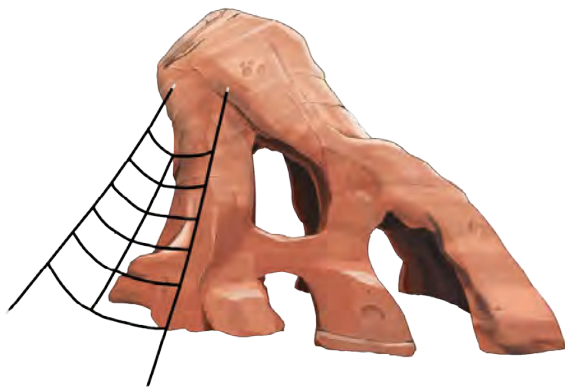


Rock N Rope - 211

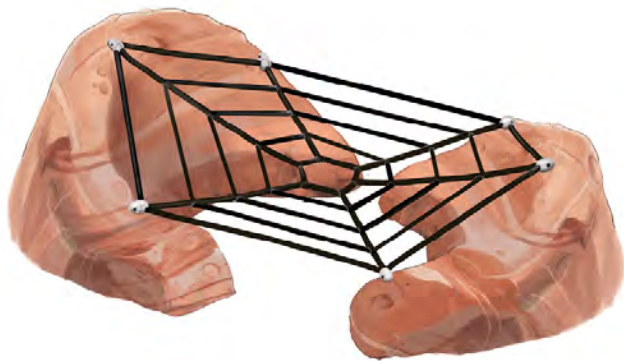




Rock N Rope - 214



Rock N Rope - 219




Rock N Rope - 220




Rock N Rope - Custom





Bear Cub Rock



Buffalo Rock

Frog Rock



Turtle Rock



Lizard Rock



Ram Rock



Squirrel Rock




## ROCK N ROOTS



Rock N Roots - Custom



The Rocky

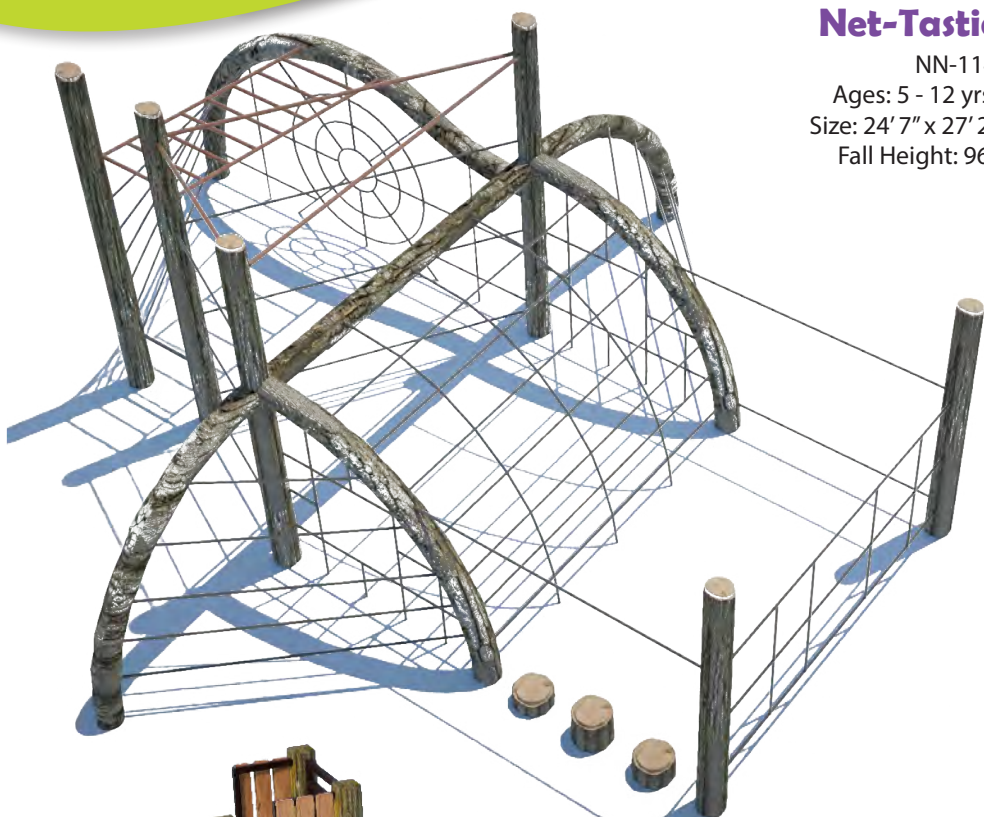


Veil Peak

## Custom Rope Course







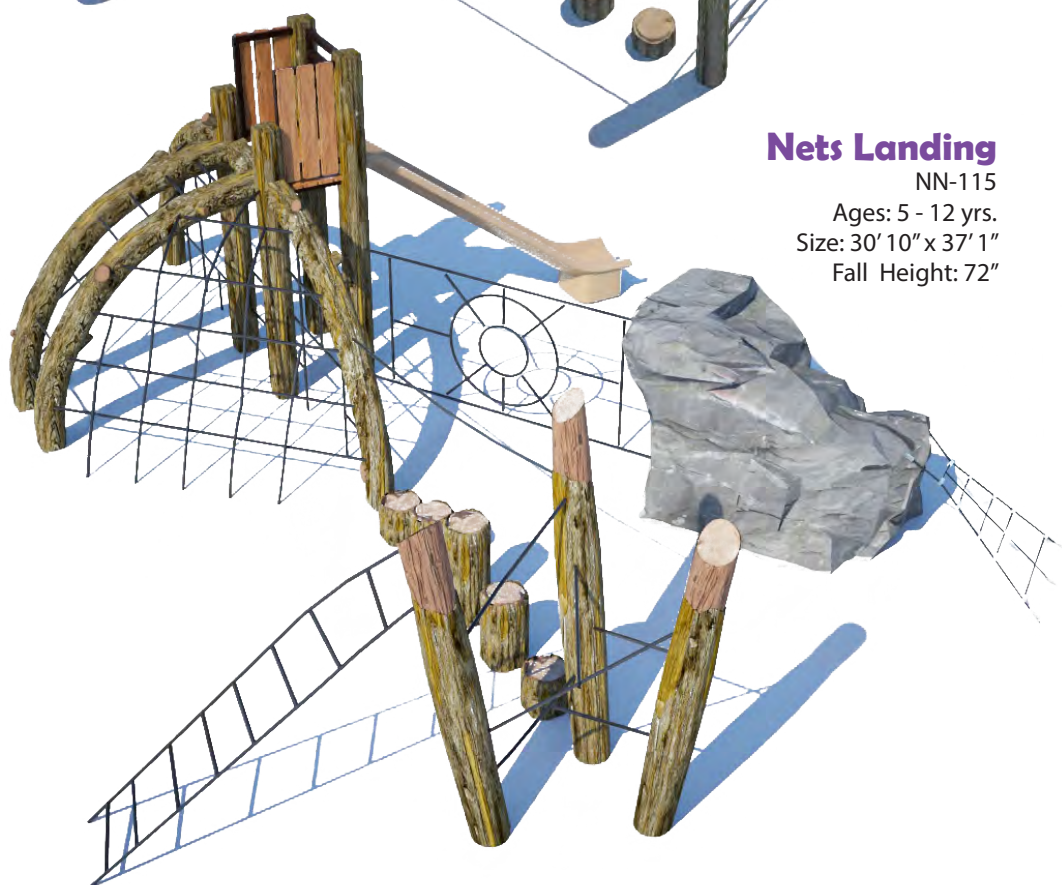
## Net-Tastic

NN-114

Ages: 5 - 12 yrs.

Size: 24' 7" x 27' 2"

Fall Height: 96"



## Nets Landing

NN-115

Ages: 5 - 12 yrs.

Size: 30' 10" x 37' 1"

Fall Height: 72"





## Stump Crawl

TT-101

Ages: 0 - 18 mos./ 2 - 5 yrs.

Size: 20' x 20'11"



## Log Crawl

TT-102

Ages: 0 - 18 mos./ 2 - 5 yrs.

Size: 19'6" x 20'6"



## Toadstool Crawl

TT-104

Ages: 0 - 18 mos./ 2 - 5 yrs.

Size: 19'6" x 20'6"





## THEMED FURNITURE



**Custom Themed Bench**

Available in a variety of sizes and versions



**Sandstone Bench**

Available in a variety of sizes and versions



**Boulder Bench**

Available in a variety of sizes and versions




**Granite Shelf Bench**

Available in a variety of sizes and versions



**Boulder Wrap Bench**

Available in a variety of sizes and versions



**Log Bench**

Available in a variety of sizes and versions



**Log Slice Table**

Available in a variety of sizes and versions















## PLAYIT CREATIONS - PRODUCT LIMITED WARRANTY

Should any defect appear within the stated applicable warranty period, and upon written notification of this defect, Playit Creations shall repair any defective product or make available a replacement, within 60 days of written notification. The option to repair or replace product(s) or parts shall be at the sole discretion of Playit Creations. Playit Creations shall make repairs to the product or part on site, deliver the repaired or replaced product or part to the site free of charge, but will not be responsible for providing labor or the cost of labor for the removal of the defective product or parts and the installation of any replacement product or parts. Replaced or repaired parts shall be warranted for the balance of the original part's applicable warranty period. Replacement of a product or part shall not, under any circumstance, exceed the suggested retail price of the product or part at the original date of purchase.

All warranties are null and void if the products and/or part(s) are not erected and installed properly and in total conformity with Playit Creations installation instructions and maintained and inspected in accordance with procedures furnished by Playit Creations.

Playit Creations does not warranty any wear and tear resulting from normal use of the product. Cosmetic issues such as surface scratches, chips, hairline cracks, wearing or fading paint, efflorescence visible on the product, or plastic warping or gaping as well as other cosmetic issues are not covered. Any deviation from the installation instructions and/or recommended maintenance procedures provided by Playit Creations to the customer will void any manufacturers' warranty on the product. Playit Creations does not warranty any product failure or damage due to vandalism. Playit Creations shall not be held liable due to unforeseen circumstances or causes beyond its control, including but not limited to strike, embargo, riot, war, fire, act of God, vendor delays, or subcontractor or customer caused delays. To make a claim, please mail your written statement of warranty claim along with your project number and invoice number to:

Playit Creations  
5100 130th St N  
Hugo, MN 55038 USA





## LIMITED WARRANTY LENGTHS

**10-Year Limited Warranty:** On all GFRC-based products against manufacturing defects and structural failure due to natural causes. Product warranty does not cover surface scratches, hairline cracks, chips in GFRC-based products, efflorescence, or wearing of surface pigments or paints, recycled plastic lumber products. \*Be aware that recycled plastic lumber or decking will weather naturally and change color slightly over time, this change in color is not covered.

**5-Year Limited Warranty:** On all steel components manufactured by other pre-approved playground manufacturers that are encased in GFRC based materials. The warranty will not cover any manufacturing defects of these products; the warranty only extends to the GFRC application to the product. On all CHPL panels.

**3-Year Limited Warranty:** On all ropes, nets and cables, swing components, swing hangers, and rubber or plastic swing seats due to manufacturing defects or defects in materials. Products containing natural materials, eg: natural wood, natural fibers, natural rope, etc.

**1-Year Limited Warranty:** On all rotationally molded plastic components and High Density Polyethylene plastic sheet, not including plastic products encased in GFRC All structural steel framework and steel components against structural failure due to manufacturing defects or defects in materials. On all plastic components manufactured by other pre-approved playground manufacturers that are encased in GFRC based materials. The warranty will not cover any manufacturing defects of these products; the warranty only extends to the GFRC application to the product.

\*Playit Creations, a DBA of WELDIT METAL WORKS INC reserves the right to accept or reject any claim in whole or in part.

playitcreations.com • 5100 130th St N, Hugo, MN 55308, USA • (888)7PLAYIT • info@playitcreations.com







888-7-PLAYIT  
[playitcreations.com](http://playitcreations.com)

